

DIG4930 Storyboarding

Instructor

Chelsea Cantrell

Phone

(352) 294-2000

Email

Canvas Mail

Office Location

NRG 119/zoom

Office Hours

Canvas home page

Course Number

DIG4930

Semester/Year

Summer 2025

Course Credits

3 credits

Course Location

NRG 205

Course Meeting Times

R | Period 6

(3:30 PM - 4:45 PM)

T | Period 5 - 6

(2:00 PM - 4:45 PM)

Course Description

This course provides technical and design skills in pre-production content for time-based media projects. This course also explores the fundamentals of visual storytelling, and how it translates from the written screenplay or script.

Pre-Requisites

- DAS major and Junior standing or above
- Experience with Adobe Photoshop and Illustrator

Objectives: By the end of this course, students will be able to:

- Identify & apply lighting techniques imperative to storytelling
- Identify & define terminology imperative to pre-production pipelines
- Create animatics and storyboards for their original stories
- Develop visualization in the pre-production phase of film and animation
- Expand analog and digital rendering techniques needed for drafting images

Required Materials

- Adobe Suite
- Sketchbook & Pencils
- Laptop Computer

Recommended Materials

- Drawing tablet

Course Schedule

This schedule is only a guide and is subject to change. Unless otherwise indicated, assignments and readings are due the day they are listed on the syllabus, not the following day.

Week	Subject	Assignment/Quizzes	Assignments Due
Week 1	Lecture Syllabus overview. Mindset meeting tools. Assignments given. Demo : How to set project workflow via adobe --- Lecture Mark making. Intro to storytelling through line. Workshop 1: Lost in Translation: Keyword Exercise	Assign 1: Composition Challenge Discussion 1	
Week 2	Lecture : Panels vs. Boards, Live action vs Animation Demo : Horizon lines, height, and space --- Lecture Character motivation and conflict Workshop 2: Gesture Drawing	Discussion 2	
Week 3	Lecture : Value Structure in Story Demo : Horizon lines, height, and space --- Draw Over Feedback: Assignment 1	Assign 2: Dramatic Animatic Discussion 3	
Week 4	Lecture : Cinematography vs visual storytelling Demo : Character placement --- Workshop 3: Shocking Secret: Panel arrangement	Discussion 4 Quiz 1	
Week 5	Lecture : Know your audience Demo : Design shapes for story --- Draw Over Feedback: Assignment 2	Assign 3: Comedy Animatic Discussion 5	
Week 6	Lecture : Visual Context Demo : Dynamic linking --- Workshop: Story Exchange	Discussion 6	
Week 7	Lecture : Experience writing Demo : Compositing with adobe --- Draw Over Feedback: Assignment 3	Assign 4: Your Story Discussion 7	

Week	Subject	Assignment/Quizzes	Assignments Due
Week 8	Lecture : Examples from classics Demo : symbol vs actual --- Workshop : Perspective templates	Discussion 8 Quiz 2	
Week 9	Lecture : Visually breaking down shapes Demo : Starting with simple shapes --- Draw Over Feedback : Assignment 4	Final Story PART 1 : Screenplay Discussion 9 <i>Ongoing assignment</i>	
Week 10	In class discussion: film analysis	Discussion 10 <i>Ongoing assignment</i>	
Week 11	Lecture : film summary Demo : how to thumbnail --- Draw Over Feedback : part 1	Final Story PART 2: Thumbnails	
Week 12	Final quiz	LAB Quiz 3	

Evaluation of Grades

Assignment	Total Points	% of Grade
Participation — Students are expected to actively participate in class discussions via canvas.	100	20%
Workshops - Students are tasked with hands-on collaborative workshops designed to challenge rendering and storytelling abilities.	100	20%
Storyboards – Each assignment is completed, turned in on time, and followed the assignment guidelines respectively.	100	30%
Attendance – Students are expected to attend this course if registered in an on-campus section. Attendance is averaged.	100	10%
Quizzes – Students are expected to take quizzes that assess and reinforce technical terms covered in this course.	100	20%

Grading Scale

Letter Grade	% Equivalency	GPA Equivalency
A	94 – 100%	4.0
A-	90 – 93%	3.67
B+	87 – 89%	3.33

Letter Grade	% Equivalency	GPA Equivalency
B	84 – 86%	3.00
B-	80 – 83%	2.67
C+	77 – 79%	2.33
C	74 – 76%	2.00
C-	70 – 73%	1.67
D+	67 – 69%	1.33
D	64 – 66%	1.00
D-	60 – 63%	.67
E, I, NG, S-U, WF	0 – 59%	0.00

More information on grades and grading policies is here:

<https://catalog.ufl.edu/UGRD/academic-regulations/grades-grading-policies/>

Materials and Supply Fees

Material and supply and equipment use fee information is available from the academic departments or from the schedule of courses (Florida Statutes 1009.24). The total course fee for this class is \$0.00.

The total course fee for each course is listed on the UF Schedule of Courses. (<https://registrar.ufl.edu/soc/>).

Course Policies

Attendance Policy, Class Expectations, and Make-Up Policy

Students may only participate in classes if they are registered officially or approved to audit with evidence of having paid audit fees. The Office of the University Registrar provides official class rolls to instructors. Students are responsible for satisfying all academic objectives as defined by the instructor. Absences count from the first-class meeting.

Acceptable reasons for absence from or failure to engage in class include illness; Title IX-related situations; serious accidents or emergencies affecting the student, their roommates, or their family; special curricular requirements (e.g., judging trips, field trips, professional conferences); military obligation; severe weather conditions that prevent class participation; religious holidays; participation in official university activities (e.g., music performances, athletic competition, debate); and court-imposed legal obligations (e.g., jury duty or subpoena). Other reasons (e.g., a job interview or club activity) may be deemed acceptable if approved by the instructor.

For all planned absences, a student in a situation that allows an excused absence from a class, or any required class activity must inform the instructor as early as possible prior to the class. For all unplanned absences because of accidents or emergency situations, students should contact their instructor as soon as conditions permit.




Students shall be permitted a reasonable amount of time to make up the material or activities covered during absence from class or inability to engage in class activities because of the reasons outlined above.

Requirements for class attendance and make-up exams, assignments, and other work in this course are consistent with university policies that can be found at: <https://catalog.ufl.edu/UGRD/academic-regulations/attendance-policies/>

Course Modality

Course modality is the way in which a class is offered/delivered to students by the instructor. All students, regardless of the modality, will achieve the same learning objectives. Students can check their class schedules or reference the top of this syllabus to see the format(s) available for each of their individual classes. The modality of a course does not vary during a semester, and students are expected to adhere to the instructor-defined attendance guidelines for that format. Use the guide below to familiarize yourself with the various ways classes are offered at the Digital Worlds Institute.

Know Your Course Modality

		
Face-to-Face (F2F)	Online Asynchronous (OA)	Online Synchronous (OS)
Students attend class F2F in a classroom. Class sessions may be recorded for students to view later.	Students watch the posted recording of the class session or studio recording online at their convenience.	Students participate in a class in real-time through Zoom.
Hybrid refers to a course that is partially Face-to-Face (F2F) and Online Asynchronous (OA)		
In a HyFlex Model , students have the flexibility of moving across all three modalities as needed or desired.		

Course Technology

The students will be required to have access to and use a personal computer with the access to the Internet. Word editing software will be required for written assignments.

The University of Florida and Digital Worlds requires that students have access to and on-going use of a laptop/mobile computer for DIG courses in order to be able to function in the current learning environment. Digital Worlds requires each student's laptop computer to meet certain minimum specs for heavy graphics use, the requirements documented below must be met.

DW Technology Requirements: <https://digitalworlds.ufl.edu/programs/ba-in-digital-arts-sciences/technology-requirements/>

Course Communications

Commented [MJ1]: @Oliverio, James Charles
Please review new syllabus language on course modality.

Commented [OC2R1]: @Marlin, Justin - just made my suggested updates in Course Modality

Commented [MJ3R1]: Thank you!

Students can communicate directly with the instructor regarding the course material through the course management system (CANVAS) using "Canvas Mail".

Course Recordings

Our class sessions may be audio-visually recorded for students in the class to refer back and for enrolled students who are unable to attend live. Students who participate with their camera engaged or utilize a profile image are agreeing to have their video or image recorded. If you are unwilling to consent to have your profile or video image recorded, be sure to keep your camera off and do not use a profile image. Likewise, students who un-mute during class and participate orally are agreeing to have their voices recorded. If you are not willing to consent to have your voice recorded during class, you will need to keep your mute button activated and communicate exclusively using the "chat" feature, which allows students to type questions and comments live. The chat will not be recorded or shared. As in all courses, unauthorized recording and unauthorized sharing of recorded materials is prohibited.

Creation of Original Content Ethics

For original projects and all assignment deliverables, students should remember that representations of acts of violence, coarse and offensive language, sexual behavior, bodily function and ability, neurodiversity, and personal identity are likely to cause extreme audience response, regardless of the creator's intentions. In addition, the recreation of such actions and subjects for fictional purposes may unintentionally traumatize or negatively impact those who collaborate in the creation of the images. While the university encourages students to explore themes and tell stories that may include this difficult subject matter, they should be cautioned against modes or styles of representation that might be considered unnecessarily offensive or potentially triggering. Instructors, faculty, and university administrators reserve the right to not show or share any student work they feel is inappropriate for their classroom or for public exhibition, as there may be concerns about the impact of such work on the community. We encourage students to consult with their faculty when producing work that might be considered controversial, and to err on the side of being cautious when it comes to making decisions about a project's content - in other words, make the PG-13 version of your story, not the R version, and certainly not the "unrated" version. This is also to help students understand that most professional creative situations have strict guidelines and limitations on such content and how it is produced: your ability to tell stories effectively with "less" is a strong professional skill that will aid in the dissemination of your work to a broader audience.

Course Technology Support

The [Technology Support Center](#) provides computer support for Digital Worlds students who access Zoom, lecture recordings, student equipment, facilities and other technology-based resources.
<http://digitalworlds.ufl.edu/support>

For computer assistance related to Zoom, lecture recordings, student equipment, and facilities request please [Submit a Help Ticket](#) or email support@digitalworlds.ufl.edu.

For support related to account services, technical consulting, mobile device services, software services, administrative support, application support center, and learning support services, please contact the [UF Computing Help Desk](#) available 24 hours a day, 7 days a week at 352-392-4357 or helpdesk@ufl.edu.

UF Policies

University Honesty Policy

UF students are bound by The Honor Pledge which states, “We, the members of the University of Florida community, pledge to hold ourselves and our peers to the highest standards of honor and integrity by abiding by the Honor Code. On all work submitted for credit by students at the University of Florida, the following pledge is either required or implied: “On my honor, I have neither given nor received unauthorized aid in doing this assignment.” The Honor Code (<https://www.dso.ufl.edu/scsr/process/student-conduct-honor-code/>) specifies a number of behaviors that are in violation of this code and the possible sanctions. Furthermore, you are obligated to report any condition that facilitates academic misconduct to appropriate personnel. If you have any questions or concerns, please consult with the instructor or TAs in this class.

Class Demeanor

Students are expected to arrive to class on time and behave in a manner that is respectful to the instructor and to fellow students. Please avoid the use of cell phones and restrict eating to outside of the classroom. Opinions held by other students should be respected in discussion, and conversations that do not contribute to the discussion should be held at minimum, if at all.

Students Requiring Accommodations

Students with disabilities requesting accommodations should first register with the Disability Resource Center (352-392-8565, <https://www.dso.ufl.edu/drc>) by providing appropriate documentation. Once registered, students will receive an accommodation letter which must be presented to the instructor when requesting accommodation. Students with disabilities should follow this procedure as early as possible in the semester.

Netiquette Communication Courtesy

All members of the class are expected to follow rules of common courtesy in all email messages, threaded discussions and chats, more information can be found at: <http://teach.ufl.edu/wp-content/uploads/2012/08/NetiquetteGuideforOnlineCourses.pdf>

Software Use

All faculty, staff, and students of the University are required and expected to obey the laws and legal agreements governing software use. Failure to do so can lead to monetary damages and/or criminal penalties for the individual violator. Because such violations are also against University policies and rules, disciplinary action will be taken as appropriate. We, the members of the University of Florida community, pledge to uphold ourselves and our peers to the highest standards of honesty and integrity.

Student Privacy

There are federal laws protecting your privacy with regards to grades earned in courses and on individual assignments. For more information, please see: <http://registrar.ufl.edu/catalog0910/policies/regulationferpa.html>

Course Evaluation

Students are expected to provide professional and respectful feedback on the quality of instruction in this course by completing course evaluations online via GatorEvals. Guidance on how to give feedback in a professional and respectful manner is available at <https://gatorevals.aa.ufl.edu/students/>. Students will be notified when the evaluation period opens, and can complete evaluations through the email they receive from GatorEvals, in their Canvas course menu under GatorEvals, or via <https://ufl.bluer.com/ufl/>. Summaries of course evaluation results are available to students at <https://gatorevals.aa.ufl.edu/public-results/>.

Campus Resources

U Matter, We Care:

If you or a friend is in distress, please contact umatter@ufl.edu or 352 392-1575 so that a team member can reach out to the student.

Counseling and Wellness Center: <http://www.counseling.ufl.edu/cwc>, and 392-1575; and the University Police Department: 392-1111 or 9-1-1 for emergencies.

Sexual Assault Recovery Services (SARS)

Student Health Care Center, 392-1161.

University Police Department at 392-1111 (or 9-1-1 for emergencies), or <http://www.police.ufl.edu/>.

E-learning Technical Support

352-392-4357 (select option 2) or e-mail to Learning- learning-support@ufl.edu

Career Connections Center

Reitz Union, 392-1601. Career assistance and counseling. <https://career.ufl.edu>

Library Support

Various ways to receive assistance with respect to using the libraries or finding resources.

<http://cms.uflib.ufl.edu/ask>

Teaching Center

Broward Hall, 392-2010 or 392-6420. General study skills and tutoring. <http://teachingcenter.ufl.edu/>

Writing Studio

2215 Turlington Hall, 846-1138. Help brainstorming, formatting, and writing papers.

<http://writing.ufl.edu/writing-studio/>

Student Complaints Campus

<http://regulations.ufl.edu/wp-content/uploads/2012/09/1.0063.pdf>

Online Students Complaints

<http://www.distance.ufl.edu/student-complaint-process>

Disclaimer: This syllabus represents the instructor's current plans and objectives. As we go through the semester, those plans may need to change to enhance the class learning opportunity. Such changes, communicated clearly, are not unusual and should be expected.