

Brass Skills 1 Fall 2016
MUE2460 – Section 1230

Time: Monday and Wednesday 1st period (7:25 – 8:15 AM)

Room: MUB 0121

Instructors:

Camilo Leal, MM

cleal@ufl.edu

(352) 214-3175

Office hours: By appointment

Garret Griffin, MM

glgriffin@ufl.edu

Office Hours: By appointment.

Course description:

Required of all music education majors. Basic technical competency and pedagogical techniques for two brass instruments.

Required Texts:











Bailey, W. et. al. (2008). *Teaching Brass: A Resource Manual* (2nd Ed). New York, NY: McGraw-Hill.

Pearson, B. (2010). *Tradition of Excellence: Book 1*. Kjos Music Company.

(Note: Do not buy this until you know what instruments you will be playing in this class. You need to only buy the books for the instruments you will be playing during the course of the semester. If you would like to get the conductor book, you can also order it at <http://amzn.to/2bwa7J2>)

Course goals and objectives:

By the end of the course, students will be able to:

-  demonstrate and describe proper assembly, embouchure formation, tone production, hands position, posture, and correct fingerings (and positions) for the trumpet, horn, trombone euphonium, and tuba.
-  discuss the acoustical nature of brass instruments (overtone series).
-  perform on selected brass instruments to at least the level of a beginning student with one year of instruction, to the satisfaction of the instructor.
-  describe techniques for producing vibrato on each brass instrument.
-  describe the transpositions for the trumpet and horn in relation to orchestra pitch.
-  describe the tuning system of the trombone, euphonium, and tuba.
-  discuss the intonation tendencies of the basic brass instruments.
-  diagnose problems and prescribe possible solutions for common errors with brass embouchure formation, technique, tone production, fingerings, intonation, hand position, body posture, and body-instrument relationships.
-  demonstrate growth in teaching skills.
-  discuss basic maintenance and repair for brass instruments.

Assignments

All assignments are due on the date specified. Grades on late assignments will be lowered by 10% for each day they are late. No credit will be given for assignments received later than two weeks following the due date. An exception to this policy is if the student is personally ill (doctor's excuse required) or has a death in his/her immediate family. The student should see the instructor immediately upon his/her return to make arrangements to complete missed assignments at the earliest possible date. Exams will consist of a written exam and a playing and teaching exam by midterm and a written exam and a playing and teaching exam by the end of the semester.

Lesson Project

Pairs of students will give and receive **three** (3) lessons on a selected brass instrument. The lessons should be spaced 2 to 4 days apart to permit your teaching to show some effect. For each lesson a 1-page (log-form) log will be completed by the teacher to summarize the lesson. A combination of check list and narrative should be used to describe each lesson. Utilize the resources provided by the instructor. Include the student's name and instrument, problems analyzed, remedial solutions, and sources consulted (Ex. The student had a thin sound in the upper register. Miles (2008) suggests...). The 3 logs and a 1 to 2-page reflection on your teaching will be submitted by the date indicated on the course calendar. More information regarding this assignment will be provided in class.

Microteaching

Each student will be responsible for TEACHING a 5-7 minute portion of class.

1. Select a skill or concept to be developed, consistent with the goals and activities of a beginning brass class.
2. Prepare the lesson, including a complete written lesson plan using the format discussed in class. Hand in a copy of the lesson plan to your instructor prior to teaching.
3. Teach the lesson. The lesson will be videotaped.
4. View your videotape. Complete and hand in the self-critique form within 1 week of teaching your lesson.

Notebook

Each student will complete a Notebook of materials from this class for use as a resource during student teaching and the early years of his/her teaching career. The notebook must be one with large rings so that pages can be easily turned. If the notebook has pockets, nothing should be placed in these pockets. In the front of the notebook should be the syllabus for this class followed by a typed table of contents (put your name on the table of contents someplace). The notebook should be separated into appropriate content areas with divider pages that have typed index tabs. For ease of retrieval, sections should be alphabetized in the notebook. Sections should also not contain too many topics. Possible sections for the notebook might include: Brass Fundamentals, Trumpet, Trombone, Horn, Euphonium, Tuba (This is just an example, you do not have to use these exact sections).

Class Attendance

Class attendance is expected. Each unexcused absence will result in a 1% deduction in the final grade (up to 5%). Excused absences are consistent with university policies in the undergraduate catalog (<https://catalog.ufl.edu/ugrad/current/regulations/info/attendance.aspx>) and require appropriate documentation.

Students Requiring Accommodations

Students with disabilities requesting accommodations should first register with the Disability Resource Center (352-392-8565, www.dso.ufl.edu/drc/) by providing appropriate documentation. Once registered, students will receive an accommodation letter which must be presented to the instructor when requesting accommodation. Students with disabilities should follow this procedure as early as possible in the semester.

Course Evaluation

Students are expected to provide feedback on the quality of instruction in this course by completing online evaluations at <https://evaluations.ufl.edu>. Evaluations are typically open during the last two or three weeks of the semester, but students will be given specific times when they are open. Summary results of these assessments are available to students at <https://evaluations.ufl.edu/results/>.

Class Demeanor

Students are expected to arrive to class on time and behave in a manner that is respectful to the instructor and to fellow students. Please avoid the use of cell phones and restrict eating to outside of the classroom. Opinions held by other students should be respected in discussion, and conversations that do not contribute to the discussion should be held at minimum, if at all.

University Honesty Policy

UF students are bound by The Honor Pledge which states, “We, the members of the University of Florida community, pledge to hold ourselves and our peers to the highest standards of honor and integrity by abiding by the Honor Code. On all work submitted for credit by students at the University of Florida, the following pledge is either required or implied: “On my honor, I have neither given nor received unauthorized aid in doing this assignment.” The Honor Code (<https://www.dso.ufl.edu/sccr/process/student-conducthonor-code/>) specifies a number of behaviors that are in violation of this code and the possible sanctions. Furthermore, you are obligated to report any condition that facilitates academic misconduct to appropriate personnel. If you have any questions or concerns, please consult with the instructors of this class.

Counseling and Wellness Center

Contact information for the Counseling and Wellness Center:

<http://www.counseling.ufl.edu/cwc/Default.aspx>, 392-1575; and the University Police Department: 392-1111 or 9-1-1 for emergencies.

ASSESSMENT

Students can check their grades via the course webpage link at any time.

ASSIGNMENT	GRADING CRITERIA	WEIGHT
Attendance	Prompt attendance at each class session.	.05
Lesson Project	Clarity, depth of thought, grammar, spelling, punctuation, neatness.	.15
Microteaching	Preparation (including lesson plan), teaching, completion of self-critique.	.15
Playing & Teaching Exam 1	To be provided (dependent on instrument)	.15
Playing & Teaching Exam 2	To be provided (dependent on instrument)	.15
Notebook	Content, organization, neatness.	.05
Written Midterm	Percent of correct answers, depth of thought, clarity of expression.	.15
Written Final Exam	Percent of correct answers, depth of thought, clarity of expression.	.15

Grading Scale

99-100	A+
93-98	A
90-92	A-
87-89	B+
83-86	B
80-82	B-
77-79	C+
73-76	C
70-72	C-
67-69	D+
63-66	D
60-62	D-
59 & below	F

Letter to Numerical Grade Conversion

Letter Grade	Numerical Equivalent
A+	100
A	95
A-	91
B+	88
B	85
B-	81
C+	78
C	75
C-	71
D+	68
D	65
D-	61

COURSE CALENDAR

Unless indicated otherwise, Monday classes will be lectures or workshops. Wednesday classes will be laboratory, and you are expected to bring the corresponding instrument. Bring the Teaching Brass book to all classes and the Standard of Excellence book to all lab classes.

<u>DATE</u>	<u>TOPIC</u>	<u>ASSIGNMENT</u>
August		
22	Class Overview/Syllabus	
24	Lecture: Brass Basics/Lesson Project	Read: Chapters 1-2
29	Lecture: Brass Basics (bring your mouthpiece with you to class).	Read: Chapters 3-4 Obtain instrument #1 from Mr. Trent Weller prior to this class.
31	Lab: Instrument #1	
September		
5	Labor Day – No Class	
7	Lab: Instrument #1	
12	Lecture: Brass Instrument Equipment	Read: Chapter 5
14	Lab: Instrument #1	
19	Lecture: The Trumpet	Read: Chapter 6
21	Lab: Instrument #1	
26	Lecture: The Trombone	Read: Chapter 8
28	Lab: Instrument #1	
October		
3	Lecture: First Lesson Procedures	DUE: Lesson Project
5	Lab: Instrument #1	
10	Written Midterm	
12	Lab: Instrument #1	

17 & 19	Individually scheduled playing and teaching exams on instrument #1. No full class meetings this week.	
24	Lab: Instrument #2	Obtain instrument #2 from Mr. Trent Weller prior to this class.
26	Lab: Instrument #2	
31	Lecture: The Horn	Read: Chapter 7

November

2	Lab: Instrument #2	
7	Lecture: Diagnosis and prescription of common brass performance problems/Microteaching Assignment	
9	Lab: Instrument #2	
14	Lecture: Euphonium and Tuba	Read: Chapters 9 & 10
16	Lab: Instrument #2	
21	Lab: Instrument #2	
23	Thanksgiving break – no class	
28	Microteaching – Play Instrument #2 when not teaching	DUE: Notebooks
30	Microteaching – Play Instrument #2 when not teaching	

December

5 Microteaching – Play Instrument #2 when not
teaching

7 **Written Final Exam**

12-14 **Individually scheduled playing and teaching exams on instrument #2**